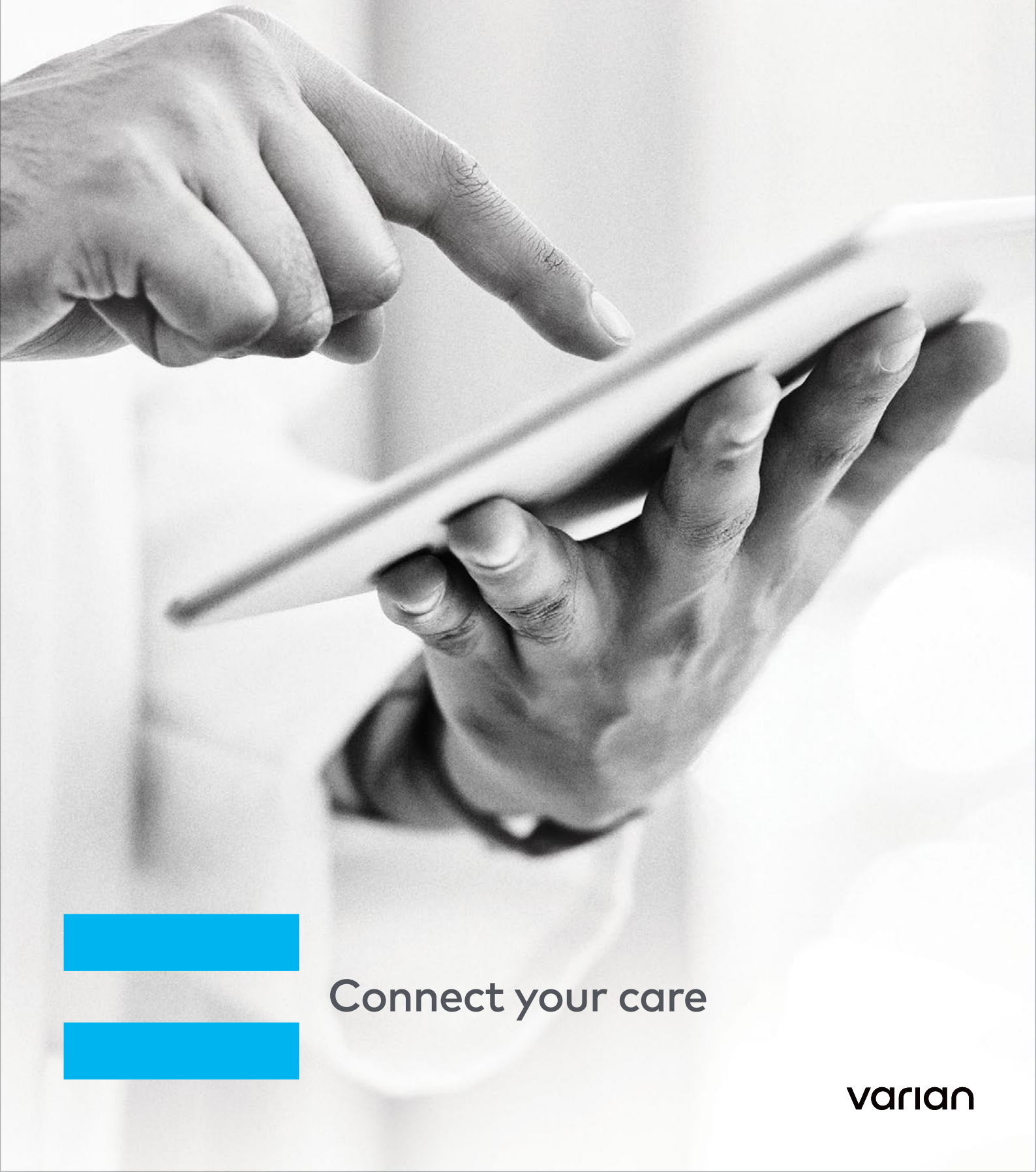



ARIA[®]
ONCOLOGY INFORMATION SYSTEM



Connect your care

varian

One information system for oncology





Today, having a streamlined exchange of information between your multidisciplinary oncology departments is more important than ever.

Specifically designed for oncology, the integrated, efficient and comprehensive ARIA® Oncology Information System helps remove the barriers between medical oncology and radiation oncology, ensuring that your oncology operations are all in sync—from desktop to mobile, and from patient registration through post-treatment follow-up. Because the more aligned your teams' workflows are, the more efficiently they can fight cancer.

With ARIA, you can do the following:

- Evaluate diagnosis-specific data to compare acute responses to treatment and long-term clinical outcomes
- Develop disease-specific clinical protocols to facilitate a standard, consistent quality of care
- Monitor radiation dose and review treatment images to determine if plan changes are required
- Make confident decisions with the aid of embedded rule-based decision support

Connected oncology data



ARIA[®] for radiation oncology

ARIA allows you to confidently expand the range of your treatment offerings to include the latest advancements in radiation therapy. Treatments such as IGRT, VMAT, brachytherapy and proton therapy can be managed through ARIA so your Radiation Oncology department stays at the leading edge of cancer care.

Key Benefits:

- Mobile access to ARIA anywhere, anytime*
- Prescription and treatment plan management with up-to-date dose recording, RT treatment summaries and images
- Physics chart check functionality and other clinical process control features such as configurable checklists and barcode technology
- Immediate access to all clinical documentation including patient records, diagnoses, physician orders, labs, pharmacy/drug orders and treatment information
- Accelerated and standardized oncology workflow through encounter templates, Visual Care Paths and offline review
- Automated cancer staging and tools for managing toxicities

Key Features:

- Ability to prescribe treatments, track dose, and create and edit plans
- Up-to-the-minute digital images and offline review
- Electronic prescription, plan integrity checks and patient alerts
- Mobile access to treatment summary, scheduling, orders, dictation, etc.*
- Supports a wide range of multi-modality images including MV, kV, conventional CT, CBCT, MR and PET



Comprehensive oncology care





ARIA[®] for medical oncology

ARIA helps manage the complexity of the entire chemotherapy treatment process. From suggesting dose modifications to prescribing treatments, ARIA streamlines workflows, creating efficiencies that allow for more informed decision-making.

Key Benefits:

- Mobile access to treatment summary, scheduling, orders, dictation, etc.*
- Helps enhance rapid and accurate decision-making by staff both inside and outside clinical environments
- Optimizes staff and equipment resources for greater efficiency and faster patient throughput
- Allows physicians to quickly and easily review critical diagnostic information in order to assess and prescribe the best clinical decisions possible
- Enables prescription of chemotherapy from standard regimens and gives clinicians the ability to quickly and easily adjust infusion therapy
- Helps accelerate department workflow by electronically exchanging patient data and images with other departments, including pathology, radiology, pharmacy, lab, and billing

Key Features:

- Supports treatments with standard protocols and in clinical trials, for solid tumors and haematological indications
- Manages chemotherapy (standard care and clinical trials), drug and lab orders, diagnostic-imaging orders, procedure orders, return-visit orders, and referral orders
- Provides mobile access to patient demographics, contact information, schedules, clinical documentation, approvals, etc.*
- Calculates drug doses on the basis of BSA and/or lab result values using a curated library of formulae
- Quickly generates prescriptions, including pharmacy dispensing information, preparation worksheets, product expiry dates and barcoded labels
- Maintains a complete problem list, including the primary diagnosis and other problems (ICD-O and ICD-10)
- Constructs and automatically applies treatment modifications on the basis of test values, toxicity assessments and schedules
- Manages toxicities and grading schemes for specific chemotherapy regimens

System interoperability

Just as a dedicated, highly trained clinical staff provides quality patient care, a dedicated, highly trained technical staff ensures that the underlying clinical IT infrastructure continues to run at peak performance.

ARIA is designed to interface with other open-architecture software systems to simplify the installation and ongoing maintenance of the system, while security features in ARIA help protect patient privacy, preserve data integrity and help ensure that the system is protected from unauthorized access.

Key Benefits:

- Continuous data protection in the event of a disaster or system outage, with high availability and failover technology
- Greater freedom of access to the system through mobile devices* and virtual applications
- Improved operational efficiency through automated data exchange
- Maximizes system interoperability through use of industry-standard protocols
- Minimizes clerical errors associated with manual data entry

Key Features:

- Connectivity to diagnostic-imaging equipment, third party linear accelerators, treatment planning systems and specialized oncology treatment devices
- Supports oncology charting with up-to-date information and images from the patient's central health record
- Connectivity to enterprise systems, such as those for lab, pathology, pharmacy, billing and public health registries
- Real-time or schedule-driven data updates
- Remote installation, configuration and support



With ARIA, each team can stay connected throughout the patient's journey—from diagnosis to survivorship.



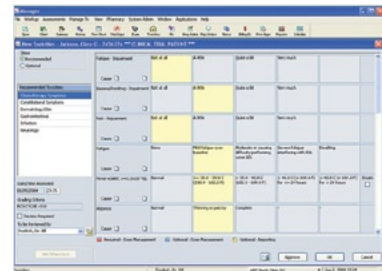
Registration

Upon referral, the receptionist uses ARIA to schedule a consultation appointment with the oncologist. ARIA uses standard HL7 interfaces to automatically populate demographics, referencing physician and insurance information from the hospital information system—thereby helping to minimize potential errors associated with manual data entry.



Diagnosis

The oncologist performs the examination and documents any additional patient information. Each document is authorized by his/her electronic signature, dated and time-stamped. He/she enters the diagnosis details using ARIA's complete index of ICD codes and automated AJCC smart staging.



Clinical Assessment and Decision-Making

Using the oncology-specific EMR makes it easier for oncologists to accurately and completely document all the important aspects about the patient's cancer and their journey.



Prescription/ Planning

Using diagnostic images imported via DICOM, the radiation oncologist contours the PTV and creates a prescription for the RT treatment plan in ARIA. If the physics team uses the Eclipse™ Treatment Planning System, no further import or export of the data is required. They have immediate access to the entire RT chart to create the plan. The medical oncologist uses ARIA to order chemotherapy agents and other drugs.



Clinical Treatment Planning Execution

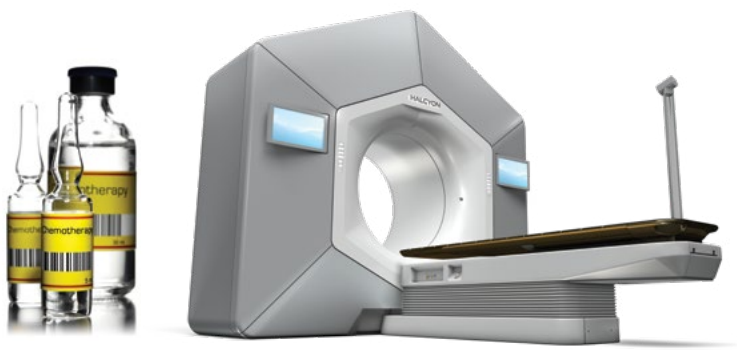
ARIA facilitates the making of any adjustments to current plans and helps execute the signing of orders (both treatment and ancillary). ARIA allows oncologists to select from 300+ disease specific regimens and enables drug-interaction checking, dose calculation and dose limit checking, documentation and complete exam billing. With ARIA, the medical oncologist can order chemotherapy agents and other drugs—and since electronic prescriptions are linked directly to plans, patient safety is enhanced.



Pharmacy Support*

ARIA's pharmacy dispensing module helps pharmacists prepare drugs for the patient and enables check-in, pharmacy clinical assessment, pharmacy clinical approval, verification, inventory use, preparation, labeling, dispensing, and facilitates the timely release of the patient to the care of nurses. With inventory forecasting, drugs are always on hand, with the ability to check drug requirements in advance of the treatment day. ARIA includes dose limit checking with maximum daily/lifetime cumulative dose and duplicate-order checking.

*not available for Sales in all markets



Treatment Delivery

When the patient arrives for radiation treatment, the approved plan is simply loaded from the Varian system database. All reference images, treatment fields, MLC and related console parameters are available for the therapist. After treatment, the radiation dose is immediately recorded.

For chemotherapy patients, the pharmacy can prepare and dispense medication prior to the patient's arrival for treatment.* The patient's identity and the correct medication are verified with the use of a barcode scanner prior to treatment delivery. Nurses are able to designate start and stop times and the amount of medication received.

Questionnaires are available for thorough documentation of the administration event, education, and patient discharge. Administration billing is automatically calculated on the basis of the administration event, and charge capture forms are available for additions and modifiers.

Image Review

MV, kV and CBCT images taken at the linear accelerator are saved to the Varian system database. The oncologist can compare the reference images with the treatment images from the convenience of her/his office, determine if patient positioning changes are required, and send couch-shift instructions back to the therapist at the accelerator.

*not available for Sales in all markets



Mobile Capabilities*

At Varian, we're committed to using the latest technology to increase efficiencies and elevate patient care. Our mobile app for ARIA provides oncology staff the freedom to securely access records from any connected location, giving them the ability to complete clinical workflows by doing the following:


- View, modify and create appointments and tasks
- View a patient's chart summary and modify and create journal notes and plan information
- Approve ARIA OIS Dynamic Documents
- Capture patient face photos and setup photos using the mobile device's camera
- Dictate patient chart notes using the mobile device's voice-dictation features

Powering new victories with the power of Intelligent Cancer Care™

At Varian, we envision a world without fear of cancer. For nearly 70 years, we have developed, built and delivered innovative cancer care technologies and solutions for our clinical partners around the globe to help them treat millions of patients each year.

With an Intelligent Cancer Care approach, we are harnessing advanced technologies, such as artificial intelligence, machine learning, and data analytics, to enhance cancer treatment and expand access to care. Our 9,200 employees across 70 countries keep patients and our clinical partners at the center of our thinking as we power new victories in cancer care. Because for cancer patients everywhere, their fight is our fight.

To learn more, contact your sales representative or visit [varian.com/aria](https://www.varian.com/aria)





Welcome to a new era of oncology

Intelligent Cancer Care™

ARIA®



Varian Mobile, an ARIA app*



Experience the advantages of a complete, oncology-specific information system at varian.com/aria

*not available for Sales in all markets

Intended Use Summary

Varian Medical Systems' linear accelerators are intended to provide stereotactic radiosurgery and precision radiotherapy for lesions, tumors, and conditions anywhere in the body where radiation treatment is indicated.

Important Safety Information

Radiation treatments may cause side effects that can vary depending on the part of the body being treated. The most frequent ones are typically temporary and may include, but are not limited to, irritation to the respiratory, digestive, urinary or reproductive systems, fatigue, nausea, skin irritation, and hair loss. In some patients, they can be severe. Treatment sessions may vary in complexity and time. Radiation treatment is not appropriate for all cancers.

varian

varian.com

USA, Corporate Headquarters

Varian Medical Systems, Inc
3100 Hansen Way
Palo Alto, CA 94304
Tel: 650.424.5700
800.544.4636

Headquarters Europe, Eastern Europe, Middle & Near East, India, Africa

Varian Medical Systems International AG
Steinhausen, Switzerland
Tel: 41.41.749.8844

Asia Pacific Headquarters

Varian Medical Systems Pacific, Inc.
Kowloon, Hong Kong
Tel: 852.2724.2836

Australasian Headquarters

Varian Medical Systems Australasia Pty Ltd.
Sydney, Australia
Tel: 61.2.9485.0111

Latin American Headquarters

Varian Medical Systems Brasil Ltda.
São Paulo, Brazil
Tel: 55.11.3457.2655

© 2019 Varian Medical Systems, Inc. Varian, ProBeam, TrueBeam, Clinac, and ARIA are registered trademarks and RapidScan, Eclipse, RapidPlan, Velocity, 360 Oncology, Smart Solutions, and ProActive Services are a trademark of Varian Medical Systems, Inc.